



Rectangular Trampoline Measurement Sheet

This sheet is designed to be used to ensure you order the correct trampoline jumping mat for you trampoline. Please read the following before proceeding.

- You will need 2 people to measure the mats to ensure all measurements are precise
- Please check you measurements as the mats are made to order no refunds are possible.
- Where possible use your mat for measurement for more precise measurements
- Once we receive your order we will review the measurements to ensure they are correct and then advise a price
- Please allow 14-21 days for delivery

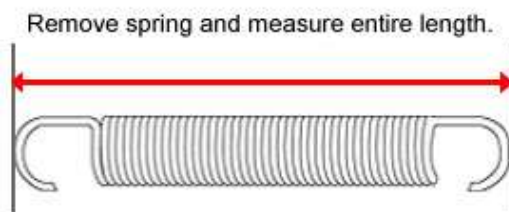
Details needed for trampoline mat quote

a) Spring count

- Side 1 _____ (please count twice)
- Side 2 _____ (please count twice)

Do you have Spring in the corners ? Yes / No

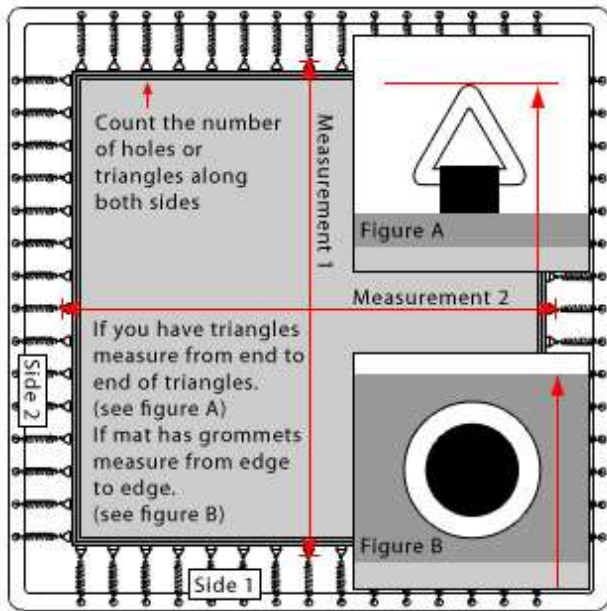
b) Length of springs (including hooks) _____



c) Measure the mat while on the trampoline from triangle to triangle as shown in picture below

Side 1 _____ cms or inches

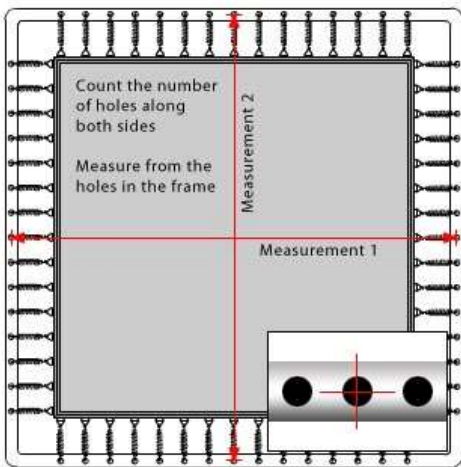
Side 2 _____ cms or inches



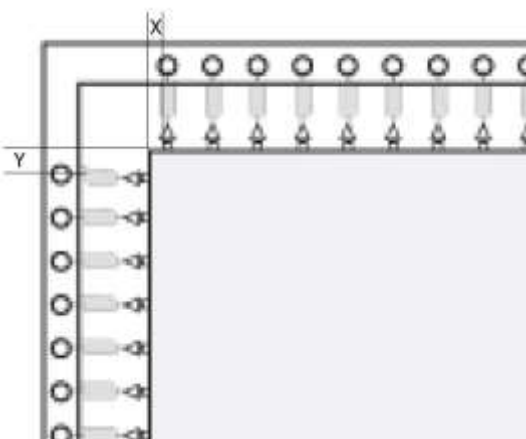
If your mat is no longer on the trampoline you will need to measure the frame from spring hole to spring hole as shown below

Measurement 1 _____ cms or inches

Measurement 2 _____ cms or inches



We also need two more measurements. This measurement needs to be accurate to ensure that we correctly get your replacement rectangular mat made right.



Measurement X _____ cms or mms
(This is to be the shortest side of your trampoline)

Measurement Y _____ cms or mms
(This is to be the longest side of your trampoline)